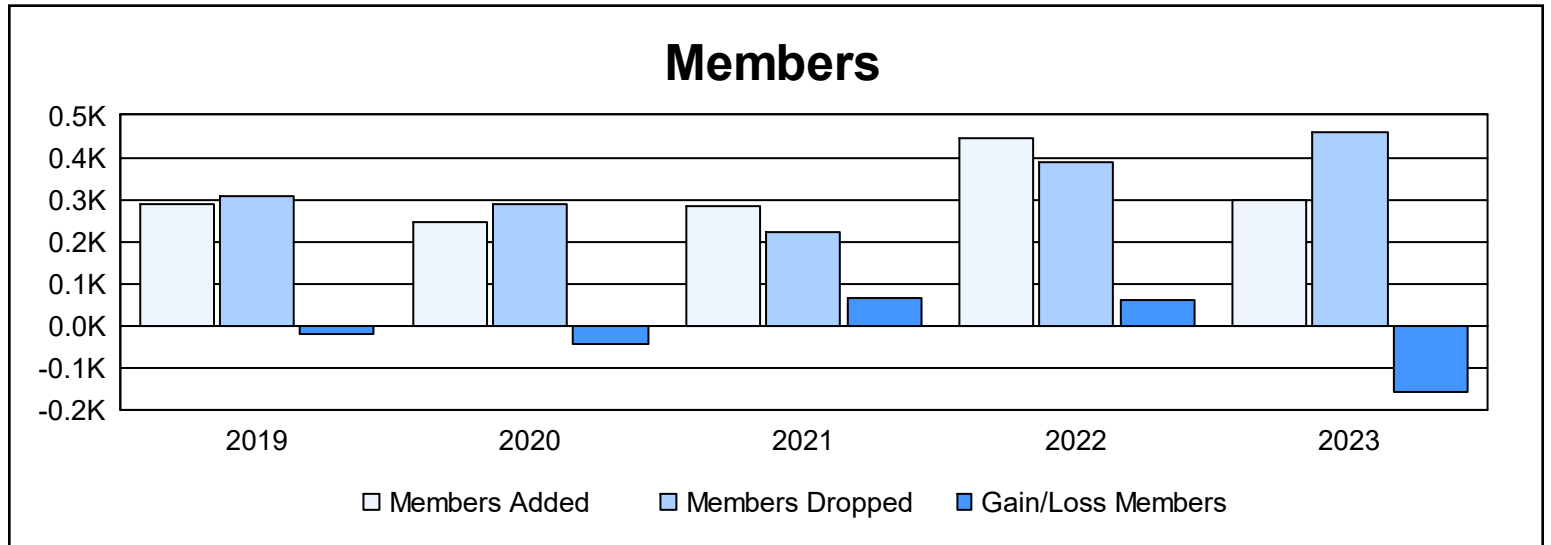
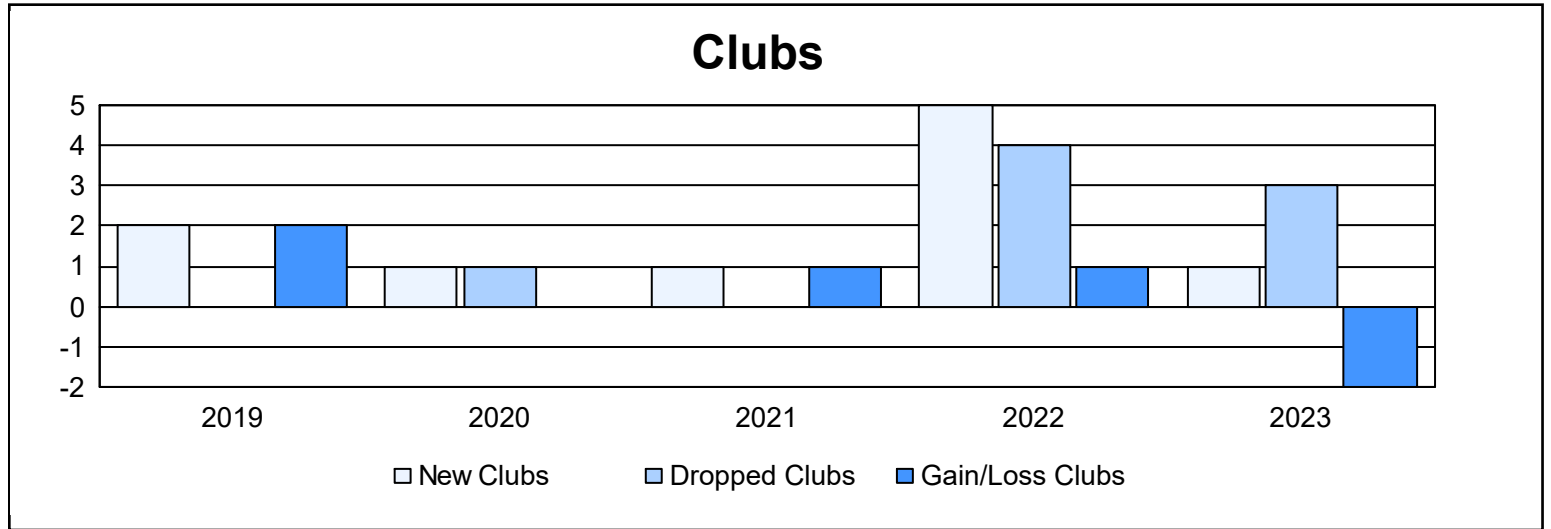
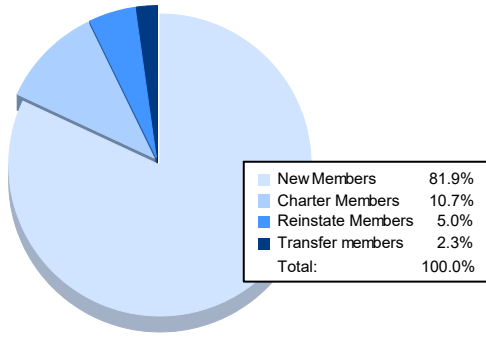


Year	New Clubs	Dropped Clubs	Gain/ Loss Clubs	New Members	Charter Members	Reinstate Members	Transfer Members	Total Member Added	Total Members Dropped	Gain/ Loss Members
2018-2019	2	0	2	229	45	5	8	287	309	-22
2019-2020	1	1	0	200	26	13	6	245	290	-45
2020-2021	1	0	1	237	31	6	10	284	221	63
2021-2022	5	4	1	294	138	6	7	445	386	59
2022-2023	1	3	-2	245	32	15	7	299	458	-159
<b>Average</b>	<b>2</b>	<b>2</b>	<b>0</b>	<b>241</b>	<b>54</b>	<b>9</b>	<b>8</b>	<b>312</b>	<b>333</b>	<b>-21</b>



### Membership Composition June 2023 Cumulative



### Gender Composition June 2023 Cumulative

